

# Schütte OASIS | MDF HG, Soft Close

WC sedátko standartních rozměrů. Motiv oáza 80543



EAN: 4008431805436

**40,08 €**

33,40 € bez DPH

## Key features of the SCHÜTTE OASIS toilet seat

- MDF toilet seat OASIS in high gloss, with soft close mechanism
- Toilet seat for all standard size toilet bowls
- The double soft-close mechanism ensures that the toilet seat closes slowly and quietly
- Thanks to the extremely stable MDF material resistant to scratching, the toilet seat cover is particularly durable.
- Thanks to its high-quality glossy surface, the toilet seat is particularly easy to maintain.
- It includes complete assembly materials for quick and easy installation of the toilet seat.

## MDF

MDF (medium-density fibreboard) is a composite material characterized by hardness, flexibility, and durability. No adhesives are used in the production of wood fiber MDF boards.

## SOFT-CLOSE

The toilet seat is equipped with a SOFT-CLOSE system. When lowered, the seat smoothly descends without any risk of damage or unwanted noise. Ideal not only for families with children.

## **Simple assembly**

With the help of the included mounting kit and clear instructions, you will be able to assemble it within a few minutes.

### **Parts of the packaging:**

- Instructions



# Parameters

## Basic parameters


Material:	MDF
Closing:	Soft Close
Distance of mounting holes:	130 - 185 mm

## Dimensions, weight and packaging

Included in the package:	mounting kit
Warranty:	2
The dimensions of the seat outer (W x D):	approx. 370 x 430 mm
Dimensions of the seat interior (w x d):	approximately 240 x 280 mm
Width of the packaging (cm):	38
Height of packaging (cm):	6
Depth of packaging (cm):	47
Weight including packaging (kg):	2.9
Product TARIC code:	39222000



**SCHÜTTE**  
SANITÄR UND BAUWERKstoffe



MDF Highgloss WC-Sitz  
pflegeleichte Oberfläche

**SCHÜTTE**  
SANITÄR UND BAUWERKstoffe

**SCHÜTTE**  
SANITÄR UND BAUWERKstoffe


**SCHÜTTE**  
SANITÄR UND BAUWERKstoffe



- langlebliches Material: außen bruchstark und kratzfest
- Absenkautomatik für ein leichtes Schließen
- sehr hohe Belastbarkeit bis zu 175 kg geprüft
- vollständiges Befestigungsmaterial inklusive



Absenkautomatik  
für geräuschloses Schließen



≈ 130 - 185 mm  
≈ 430 mm  
≈ 370 mm  
≈ 240 mm  
≈ 280 mm

